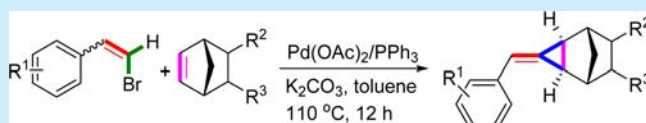


Palladium(0)-Catalyzed Methylenecyclopropanation of Norbornenes with Vinyl Bromides

Jiangang Mao^{†,‡} and Weiliang Bao^{*,†}[†]Department of Chemistry, Zhejiang University, Hangzhou 310027, China[‡]School of Metallurgy and Chemical Engineering, Jiangxi University of Science and Technology, Ganzhou 341000, China

Supporting Information

ABSTRACT: Highly strained methylenecyclopropane derivatives have been achieved via a novel and efficient Pd(0)-catalyzed domino reaction. The formal [2 + 1] cycloaddition reaction of vinyl bromides to norbornenes involves a Heck-type coupling and a C(sp²)-H bond activation.

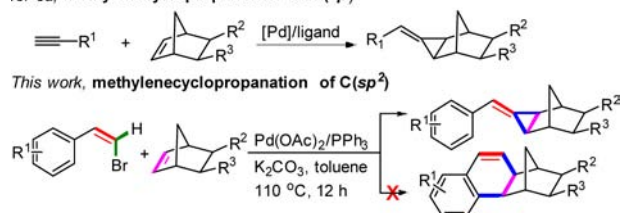


Methylenecyclopropane (MCP) is the smallest carbocycle with an *exo*-methylene moiety.¹ The construction and transformation of MCP unit has attracted much attention from organic chemists for its sufficient stability, significant strain (40 kcal/mol), and conferring on them an unusually high reactivity.² A MCP subunit as a basic skeleton presents in many natural products and biologically active compounds.³ Numerous efficient and straightforward syntheses of various MCPs have been reported.⁴ The [2 + 1] cycloaddition of carbene (or carbenoid) to an unsaturated bond is undoubtedly the most common method for constructing methylene and alkylidenecyclopropane subunit.⁵ The elimination reaction of HX, XX, XY Group as well as N₂ from Pyrazolines is also a powerful tool in the synthesis of MCPs.⁶ A few peculiar rearrangement reactions of designed compounds for installing MCP units have appeared in the literature since the 1980s.⁷

Recently a few examples of transition metal-catalyzed methylenecyclopropanation via C-H or C-C bond activation have been reported.⁸ Buono and co-workers first reported Pd(II)-catalyzed methylenecyclopropanation of terminal alkynes to norbornenes via C(sp)-H bond activation (Scheme 1).^{8a} However, to our knowledge, transition metal-catalyzed methylenecyclopropanation of monohalo-molecules via C-(sp²)-H bond activation has not been reported. Herein, we reported the first example of Pd(0)-catalyzed intermolecular C(sp²)-H activation methylenecyclopropanation (Scheme 1).

Scheme 1. Transition Metal-Catalyzed Methylenecyclopropanation

ref 8a, methylenecyclopropanation of C(sp)



Norbornene⁹ and cyclopropane-fused norbornene moiety¹⁰ have been discovered in some bioactive compounds such as pharmaceuticals and natural products. Cyclopropane-fused norbornene also served as a significant building block in organic synthesis.¹¹

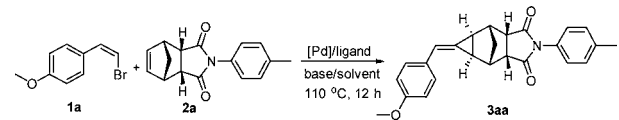
On the basis of our previous studies¹² and our interest in methylenecyclopropanation of norbornenes via Pd(0)-catalyzed C(sp²)-H bond activation,¹³ we evaluated the outcomes of the coupling of (*Z*)-1-(2-bromovinyl)-4-methoxybenzene **1a** with *endo*-*N*-(*p*-tolyl)norbornenesuccinimide **2a** using a Pd(0) catalyst system. To our delight, the desired methylenecyclopropanation compound **3a** was obtained as the final products instead of benzene-fused norbornene compounds (Scheme 1). Therefore, the reaction conditions were screened to achieve the best yield of MCPs. The results were summarized in Table 1.

First, metal catalysts and ligands were screened in the methylenecyclopropanation reaction. Pd(OAc)₂ was better than PdCl₂, Pd(PPh₃)₄, and Pd(dppf)Cl₂ (Table 1, entries 1–4, 97% yield compared with 58–81%). The ligand effect was also examined. In contrast to PPh₃, dppf and BINAP resulted in a lower yield of **3aa** (Table 1, entries 5–6). Base also had a significant effect on product yield. Compared with K₃PO₄ and NaOAc, K₂CO₃ was the best in promoting this reaction (Table 1, entries 7–8). The reaction could proceed successfully in toluene (Table 1, entry 2). Other polar aprotic solvents, such as DMSO, dioxane, and CH₃CN, only gave moderate or low yields (Table 1, entries 9–11).

With the optimized reaction conditions in hand, some representative substrates were selected to explore the scope of the reaction (Scheme 2). Substituted (*Z*)-2-bromovinylarene bearing electron-donating substituents (methyl and methoxy) afforded product **3** in excellent yields (Scheme 2, **3aa**, **3ca**, **3da**, **3cb**–**3db**, **3ac**, **3cc**), while (*Z*)-2-bromovinylarenes bearing electron-withdrawing groups (chloro and fluoro) also provided products **3** in good to high yields (Scheme 2, **3ea**–**3ha**, **3eb**–**3fb**, **3ec**, **3fc**, **3hc**). The *ortho*-chloro vinylarene produced **3ga**

Received: March 19, 2014

Published: April 30, 2014

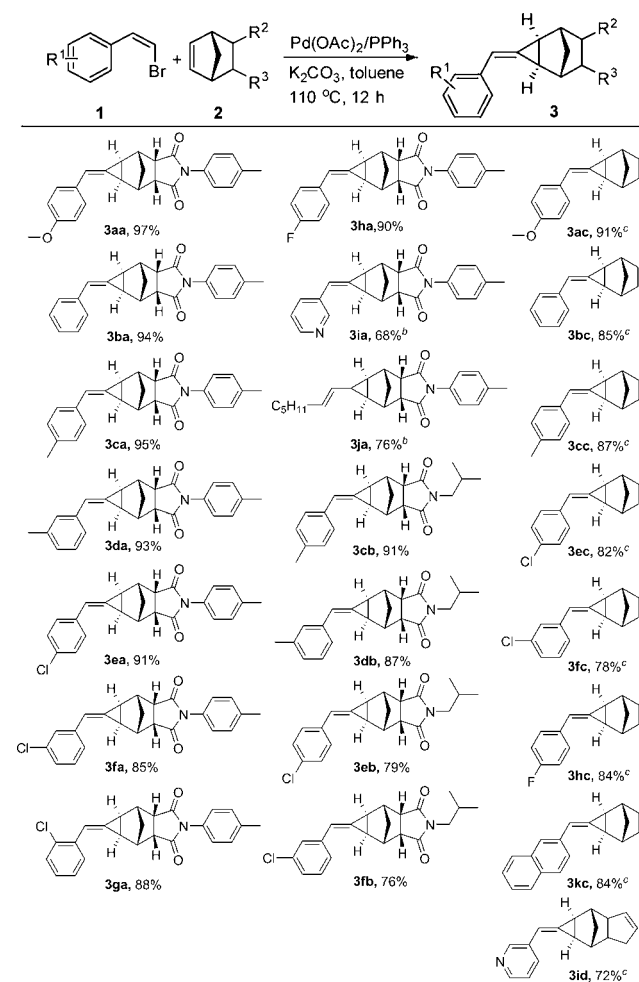
Table 1. Optimization of Reaction Conditions for Methylenecyclopropanation^a


entry	[Pd]	ligand	base	solvent	yield ^b (%)
1	PdCl ₂	PPh ₃	K ₂ CO ₃	toluene	58
2	Pd(OAc) ₂	PPh ₃	K ₂ CO ₃	toluene	97
3	Pd(PPh ₃) ₄	PPh ₃	K ₂ CO ₃	toluene	73
4	Pd(dppf)Cl ₂	PPh ₃	K ₂ CO ₃	toluene	81
5	Pd(OAc) ₂	dppf	K ₂ CO ₃	toluene	46
6	Pd(OAc) ₂	BINAP	K ₂ CO ₃	toluene	14
7	Pd(OAc) ₂	PPh ₃	K ₃ PO ₄	toluene	53
8	Pd(OAc) ₂	PPh ₃	NaOAc	toluene	62
9	Pd(OAc) ₂	PPh ₃	K ₂ CO ₃	DMSO	42
10	Pd(OAc) ₂	PPh ₃	K ₂ CO ₃	dioxane	65
11	Pd(OAc) ₂	PPh ₃	K ₂ CO ₃	CH ₃ CN	52

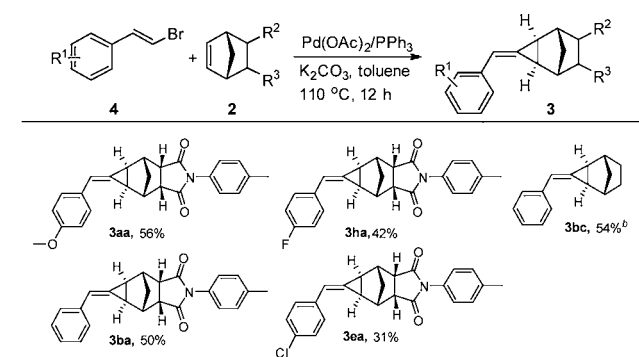
^aReaction conditions unless otherwise noted: **1a** (0.55 mmol), **2a** (0.5 mmol), catalyst (0.05 mmol), ligand (0.11 mmol), base (0.25 mmol), solvent (3.0 mL), 110 °C, 12 h in sealed tube. ^bIsolated yields.

in 88% yield due to weaker electron-withdrawing effect compared with *meta*-one (**3fa** 85% yield) and stronger steric hindrance effect compared with *para*-one (**3ea** 91% yield). Heterocyclic and aliphatic vinyl bromides were also employed as substrates to enlarge this process. (*Z*)-1-Bromooct-1-ene yielded vinylidenecyclopropane as product (Scheme 2, **3ja**, 76% yield) because of the regioselective β -H elimination, while (*Z*)-3-(2-bromovinyl)pyridine produced methylenecyclopropane compound **3ia** in 68% yield. Subsequently, (*E*)-2-bromovinylarene substrates **4** were tested, and the corresponding products **3aa**, **3ba**, **3ha**, **3ea**, **3bc** (Scheme 3, 56, 50, 42, 31, and 54% yield) were obtained under the same reaction condition. Obviously the (*Z*)-2-bromovinyl substrates were more active than (*E*)-ones. Maybe the aromatic ring of (*Z*)-2-bromovinylarene stabilized the intermediate of norbornenylpalladium via favorable interaction of the aromatic π system with the Pd center.¹⁴ However, (*E*)-2-bromovinylarenes have no such a space advantage to exert the same stabilizing role. The isomerization of (*Z*)- and (*E*)-alkenes is still quite dubious now under the reaction condition. Obviously, The isomerization of (*E*)-alkenes to (*Z*)-ones generally needs a higher activation energy and is difficult to achieve.¹⁵

After investigating the scope of the (*Z*)-2-bromovinylarenes, another coupling partner of norbornene was examined. *endo*-N-(Isobutyl) norbornenesuccinimide **2b** was smoothly reacted with (*Z*)-vinyl bromides to afford corresponding products **3cb**–**3fb** in good to high yields under the above optimized reaction conditions. Norbornene itself **2c** showed lower reactivity. However, by doubling the base dosage, the corresponding methylenecyclopropane products were obtained in good to high yields (Scheme 2, **3ac**–**3cc**, **3ec**–**3fc**, **3hc**–**3ic**). Dicyclopentadiene **2d** provided product **3id** in 72% yield. Cyclohexene was also employed as the alkene to undergo this cycloaddition; however, the reaction did not proceed successfully. The structure of **3da** is further unambiguously elucidated by X-ray crystallography (see the Supporting Information, Figure S1), the formed methylenecyclopropane moiety took the *exo*-face of norbornene. On the basis of the chemical shifts and coupling constants (*J*) of all the products, it can be ascertained that the stereochemistry of all the

Scheme 2. Substrate Scope of Pd-Catalyzed Methylenecyclopropanation^a

^aReaction conditions unless otherwise noted: **1** (0.55 mmol), **2** (0.5 mmol), Pd(OAc)₂ (0.05 mmol), PPh₃ (0.11 mmol), K₂CO₃ (0.25 mmol), toluene (3.0 mL), 110 °C, 12 h in sealed tube. Isolated yields are shown. ^bReaction conditions: K₂CO₃ (0.5 mmol), toluene (2.0 mL). ^cReaction conditions: **1** (0.5 mmol), **2** (0.6 mmol), K₂CO₃ (0.5 mmol), toluene (2.0 mL).

Scheme 3. Methylenecyclopropanation of (*E*)-2-Bromovinylarene^a

^aReaction conditions unless otherwise noted: **4** (0.55 mmol), **2** (0.5 mmol), Pd(OAc)₂ (0.05 mmol), PPh₃ (0.11 mmol), K₂CO₃ (0.25 mmol), toluene (3.0 mL), 110 °C, 12 h in sealed tube. Isolated yields are shown. ^bReaction conditions: K₂CO₃ (0.5 mmol), toluene (2.0 mL).

compounds is the same with that of **3da**.¹² In addition, a sole diastereomer was obtained in all cases.

On the basis of the experiment results and earlier precedents,^{12,16} a putative mechanism was proposed (Figure 1). The oxidative addition of palladium(0) species to (Z)-vinyl

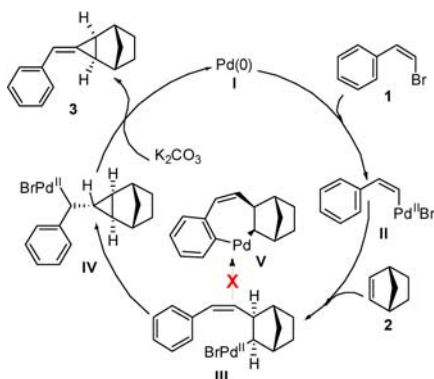


Figure 1. Proposed reaction mechanism for the Pd(0)-catalyzed methylenecyclopropanation.

bromides generated a vinylpalladium(II) species **II**. Subsequent Heck-type carbopalladation at the *exo*-face of the norbornene gave norbornenylpalladium complexes **III**, which underwent selective C–C double bond activation on the (Z)-vinyl bromides, rather than C–H bond activation on benzene ring and generated an intermediate **IV** consisting of cyclopropane. The selectivity might result from the energy advantage of transition states **IV** compared with **V**¹² and, following reductive elimination of intermediate **IV**, generated the *exo*-methylene, afforded the desired methylenecyclopropane compounds **3**, and regenerated Pd(0) **I**.

In conclusion, a novel and highly efficient Pd(0)-catalyzed [2 + 1] cycloaddition of vinyl bromides to norbornene derivatives to prepare multisubstituted methylenecyclopropane derivatives has been established. The domino reaction involves a Heck-type reaction and a C(sp²)–H bond activation. By this protocol, a methylenecyclopropane subunit was constructed in a single operation via successive two carbon–carbon bond formations. Vinyl bromide was added to norbornene via a Pd(0)-catalyzed [2 + 1] cycloaddition reaction. This method is simple, practical, and unusual, which enriched the synthesis methodologies of methylenecyclopropane for the rapid construction of multiple substituted cyclopropane derivatives.

■ ASSOCIATED CONTENT

Supporting Information

Experimental procedures, spectra, and crystallographic data. This material is available free of charge via the Internet at <http://pubs.acs.org>.

■ AUTHOR INFORMATION

Corresponding Author

*E-mail: wlbao@zju.edu.cn.

Notes

The authors declare no competing financial interest.

■ ACKNOWLEDGMENTS

Financial support from the Natural Science Foundation of China (No. 21072168) is greatly appreciated.

■ REFERENCES

- (a) Johnson, W. T. G.; Borden, W. T. *J. Am. Chem. Soc.* **1997**, *119*, 5930. (b) Alcamí, M.; Mo, O.; Yanez, M. *J. Comput. Chem.* **1998**, *19*, 1072. (c) Bach, R. D.; Dmitrenko, O. *J. Am. Chem. Soc.* **2004**, *126*, 4444.
- (2) Selected recent reviews for the synthesis of MCPs: (a) *Carbocyclic Three-Membered Ring Compounds*; de Meijere, A., Ed.; Houben-Weyl: Thieme: Stuttgart, 1997. (b) Brandi, A.; Goti, A. *Chem. Rev.* **1998**, *98*, 589. (c) Audran, G.; Pellissier, H. *Adv. Synth. Catal.* **2010**, *352*, 575. Selected recent reviews for the reaction of MCPs (d) Brandi, A.; Cicchi, S.; Cordero, F. M.; Goti, A. *Chem. Rev.* **2003**, *103*, 1213. (e) Rubin, M.; Rubina, M.; Gevorgyan, V. *Chem. Rev.* **2007**, *107*, 3117. (f) Shi, M.; Lu, J.-M.; Wei, Y.; Shao, L.-X. *Acc. Chem. Res.* **2012**, *45*, 641. (g) Zhang, D.-H.; Tang, X.-Y.; Shi, M. *Acc. Chem. Res.* **2013**, *47*, 913.
- (3) (a) Fowden, L.; Pratt, H. M. *Phytochemistry* **1973**, *12*, 1677. (b) Lai, M.-T.; Liu, L.-D.; Liu, H.-W. *J. Am. Chem. Soc.* **1991**, *113*, 7388. (c) Salaün, J.; Baird, M. S. *Curr. Med. Chem.* **1995**, *2*, 511. (d) Qiu, Y.-L.; Zemlicka, J. *Angew. Chem., Int. Ed.* **1998**, *37*, 1441. (e) Wang, R.; Ksebaty, M. B.; Corbett, T. H.; Earl, R. K.; Drach, J. C.; Zemlicka, J. *J. Med. Chem.* **2001**, *44*, 4019. (f) Zhaohua, Y.; Kern, E. R.; Gullen, E.; Cheng, Y.-C.; Drach, J. C.; Zemlicka, J. *J. Med. Chem.* **2005**, *48*, 91. (g) Zemlicka, J. *Adv. Antiviral Drug Des.* **2007**, *5*, 113. (h) Obame, G.; Brémond, P.; Pannecouque, C.; Audran, G. *Synthesis* **2013**, *45*, 2612.
- (4) (a) Brandi, A.; Goti, A. *Chem. Rev.* **1998**, *98*, 589. (b) Yu, L.; Guo, R. *Org. Prep. Proced. Int.* **2011**, *43*, 209.
- (5) (a) Lautens, M.; Ren, Y. *J. Am. Chem. Soc.* **1996**, *118*, 9597; *J. Am. Chem. Soc.* **1996**, *118*, 10668. (b) Brahms, D. L. S.; Dailey, W. P. *Chem. Rev.* **1996**, *96*, 1585. (c) Hopf, H.; Maas, G. *Angew. Chem., Int. Ed.* **1992**, *31*, 931. (d) Stang, P. J.; Mangum, M. G. *J. Am. Chem. Soc.* **1975**, *97*, 3854.
- (6) (a) Roth, W. R.; Wegener, G. *Angew. Chem., Int. Ed.* **1975**, *14*, 758. (b) Nair, V.; Turner, G. A.; Offerman, R. J. *J. Am. Chem. Soc.* **1984**, *106*, 3370. (c) LeFevre, G. N.; Crawford, R. J. *J. Am. Chem. Soc.* **1986**, *108*, 1019.
- (7) (a) Klärner, F.-G.; Dogan, B. M. J.; Weider, R.; Ginsburg, D.; Vogel, E. *Angew. Chem., Int. Ed.* **1986**, *25*, 346. (b) Crandall, J. K.; Salazar, G. E.; Watkins, R. J. *J. Am. Chem. Soc.* **1987**, *109*, 4338.
- (8) (a) Bigeault, J.; Giordano, L.; Buono, G. *Angew. Chem., Int. Ed.* **2005**, *44*, 4753. (b) Gatineau, D.; Moraleda, D.; Naubron, J.-V.; T. Giordano, B. L.; Buono, G. *Tetrahedron: Asymmetry* **2009**, *20*, 1912. (c) Bigeault, J.; Giordano, L.; de Raggi, I.; Gimbert, Y.; Buono, G. *Org. Lett.* **2007**, *9*, 3567. (d) Bray, C. V.-L.; Dérien, S.; Dixneuf, P. H.; Murakami, M. *Synlett* **2008**, *2*, 193.
- (9) (a) Chen, B.; Dodge, M. E.; Tang, W.; Lu, J.; Ma, Z.; Fan, C.-W.; Wei, S.; Hao, W.; Kilgore, J.; Williams, N. S.; Roth, M. G.; Amatrua, J. F.; Chen, C.; Lum, L. *Nat. Chem. Biol.* **2009**, *5*, 100. (b) Lanier, M.; Schade, D.; Willems, E.; Tsuda, M.; Spiering, S.; Kalisiak, J.; Mercola, M.; Cashman, J. R. *J. Med. Chem.* **2012**, *55*, 697. (c) Lu, J.; Ma, Z.; Hsieh, J. C.; Fan, C. W.; Chen, B.; Longgood, J. C.; Williams, N. S.; Amatrua, J. F.; Lum, L.; Chen, C. *Bioorg. Med. Chem. Lett.* **2009**, *19* (14), 3825.
- (10) (a) Torres, E.; Duque, M. D.; Camps, P.; Naesens, L.; Calvet, T.; Bardia, M. F.; Vázquez, S. *ChemMedChem* **2010**, *5*, 2072. (b) Duque, M. D.; Ma, C.; Torres, E.; Wang, J.; Naesens, L.; Juárez-Jiménez, J.; Camps, P.; Luque, F. J.; DeGrado, W. F.; Lamb, R. A.; Pinto, L. H.; Vázquez, S. *J. Med. Chem.* **2011**, *54*, 2646.
- (11) Shi, Y.; Wilmot, J. T.; Nordström, L. U.; Tan, D. S.; Gin, D. Y. *J. Am. Chem. Soc.* **2013**, *135*, 14313.
- (12) Mao, J.; Zhang, S.-Q.; Shi, B.-F.; Bao, W. *Chem. Commun.* **2014**, *50*, 3692.
- (13) Selected recent Pd catalyzed C(sp²)–H bond activation reaction: (a) Thu, H.-Y.; Yu, W.-Y.; Che, C.-M. *J. Am. Chem. Soc.* **2006**, *128*, 9048. (b) Shi, B.-F.; Maugel, N.; Zhang, Y.-H.; Yu, J.-Q. *Angew. Chem., Int. Ed.* **2008**, *47*, 4882. (c) Zhou, H.; Xu, Y.-H.; Chung, W.-J.; Loh, T.-P. *Angew. Chem., Int. Ed.* **2009**, *48*, 5355. (d) He, G.; Zhao, Y.; Zhang, S.; Lu, C.; Chen, G. *J. Am. Chem. Soc.* **2012**, *134*, 3. (e) Piou, T.; Bunesco, A.; Wang, Q.; Neuville, L.; Zhu, J. *Angew.*

Chem., Int. Ed. **2013**, *52*, 12385. (f) Li, B.; Dixneuf, P. H. *Chem. Soc. Rev.* **2013**, *42*, 5744.

(14) For stabilization of metal complexes caused by complex-induced proximity effect (CIPE), see: (a) Beak, P.; Meyers, A. I. *Acc. Chem. Res.* **1986**, *19*, 356. (b) Beak, P.; Basu, A.; Gallagher, D. J.; Park, Y. S.; Thayumanavan, S. *Acc. Chem. Res.* **1996**, *29*, 552. (c) Martin, R.; Buchwald, S. L. *Acc. Chem. Res.* **2008**, *41*, 1461. (d) Whisler, M. C.; MacNeil, S.; Snieckus, V.; Beak, P. *Angew. Chem., Int. Ed.* **2004**, *43*, 2206. (e) Fernández, I.; González, J.; López-Ortiz, F. J. *Am. Chem. Soc.* **2004**, *126*, 12551. (f) Herrero-Gómez, E.; Nieto-Oberhuber, C.; López, S.; Benet-Buchholz, J.; Echavarren, A. M. *Angew. Chem., Int. Ed.* **2006**, *45*, 5455.

(15) (a) Voge, H. H.; May, N. C. *J. Am. Chem. Soc.* **1946**, *68*, 550. (b) Chen, M.; Roush, W. R. *Org. Lett.* **2011**, *13*, 1992.

(16) (a) Martins, A.; Mariampillai, B.; Lautens, M. Synthesis in the Key of Catellani: Norbornene-Mediated *ortho*-C–H Functionalization. In *C–H Activation*; Yu, J.-Q., Shi, Z.-J., Eds.; Springer-Verlag: Berlin, 2009; pp 1–33. (b) Shi, F.; Larock, R. C. Remote C–H Activation via Through-Space Palladium and Rhodium Migrations. In *C–H Activation*; Yu, J.-Q., Shi, Z.-J., Eds.; Springer-Verlag: Berlin, 2009; pp 123–164, and most pertinent references therein.